

1, NC Program file to draw -- SD card from a personal computer -- it transmits.

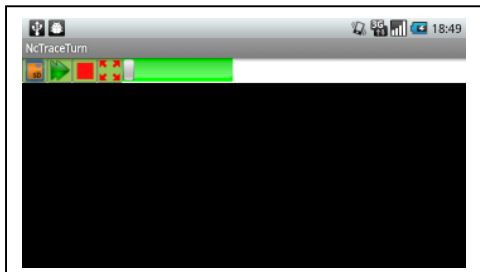
```

N100G50X53.95Z158.7
N101G99G00X0.5
N102G01Z148.95F0.3
N103X7.379
N104G18G03X9.447Z148.082R1.05
N105G01X9.65Z147.508
N106Z134.875
N107X9.Z134.312
N108Z101.745
N109X6.5Z99.58
N110Z85.75
    
```

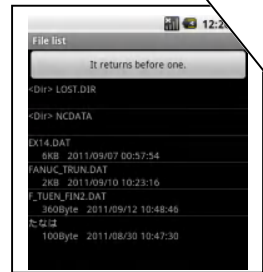
TestNc2.Txt

The route holder of SD card
(It is not the added holder.)
¥SD¥TestNc2.Txt
¥SD¥NcData¥TestNc2.Txt

2, nctraceTURN is started.



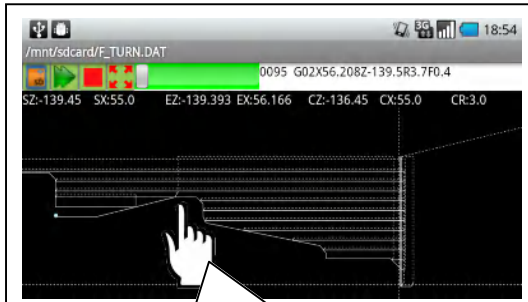
3, A file is chosen.



4, It draws.

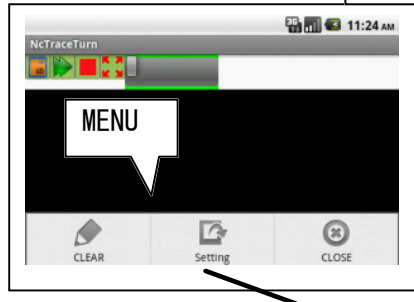


5, The whole is displayed.



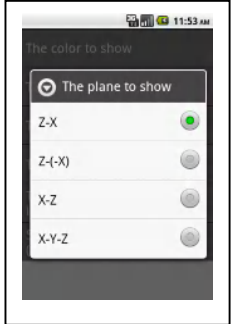
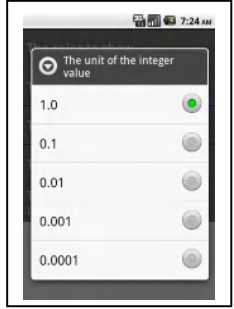
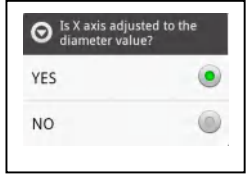
6, It draws slowly.
after movement.

7, It is interrupted.



The color to show
The plane to show
The minimum value of the integer
Selection of X instruction (diameter and radius)

If a tap is carried out, it will draw by a single step.



- ◇ Please perform expansion and reduction in the pinch.
- ◇ Movement is movable by a drag.
- ◇ It does not become longwise form.